


## DISTRIBUTED FIELDBUS I/O SYSTEM



**TB20**  
The I/O system for a variety of application areas; fieldbus-overarching and proven in practice.



3-part module structure | Freely definable auxiliary contact (auxiliary terminal) | Up to 1,024 inputs/outputs per configuration possible | Hot-swap-capable modules



2, 3, 4, 6, 8-channel modules for digital and analog signals | 16-channel modules with a narrow installation width



Counter modules | SSI encoder interface | Serial communication | Energy meter | High-feature modules | Digital mix modules | DMS weighing module



**TB20 ToolBox V2**  
Software for: Elegant planning and configuration | Diagnostics in real time | Symbol import/export | Simulation mode



**Bus couplers**  
Direct supply of the I/O level, power module already integrated | Each I/O module can be used on all bus couplers without restriction | Up to 64 modules per bus coupler

THE FOLLOWING FIELDBUSES ARE CURRENTLY SUPPORTED:



## NETWORK COMPONENTS FOR IOT AND PROFINET

Industrial Remote Solutions | Industrial Ethernet | Fieldbus Applications | Distributed fieldbus I/O system



## INDUSTRIAL REMOTE SOLUTIONS



REX 100, Ethernet Router  
WAN | 3G | LTE (EU & NAG) | WiFi



REX 200/250, Ethernet Router  
WAN | LTE | WiFi  
Optional with PROFIBUS and serial interface



myREX24 V2 Portal – Secure IOT remote machine access  
Remote maintenance | Visualization | Alarming | Protocols



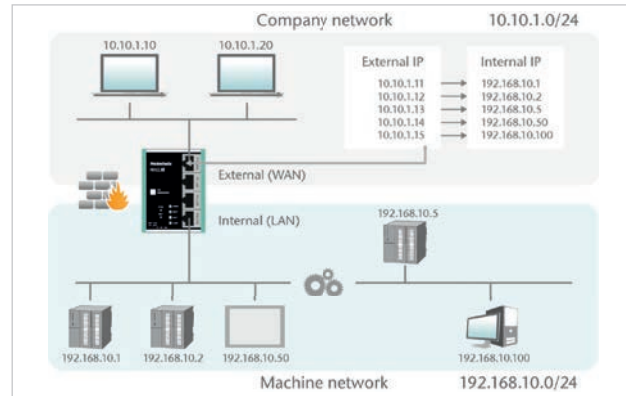
myREX24 V2 virtual – Machine access and data sovereignty in your hands  
User-friendly | Scalable | Complete data sovereignty

## INDUSTRIAL ETHERNET



WALLIE, Industrial NAT Gateway/Firewall  
Secure communication and simple addressing

WALL IE securely protects your automation network against unauthorized access.



Ethernet Switch, 5/8/16-port, unmanaged, 10/100/1000 Mbps  
Industrial Ethernet networked smartly



Industrial Ethernet Connector, RJ45, EasyConnect®, 1000 Mbps  
180°



PROFIBUS Ethernet Gateway  
NETLink® PRO Compact

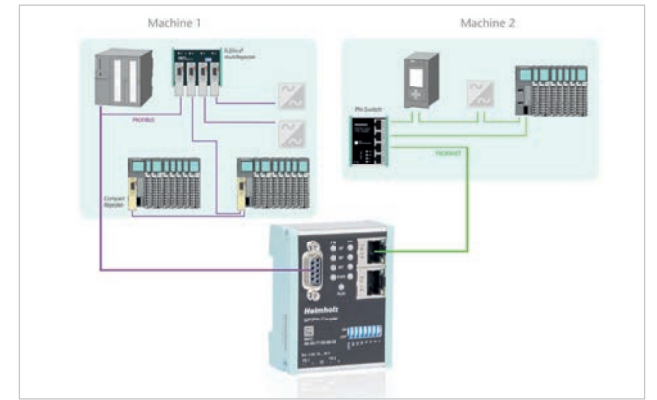
## FIELD BUS APPLICATIONS | PROFINET



PROFINET/PROFINET Coupler  
Connection of PROFINET networks



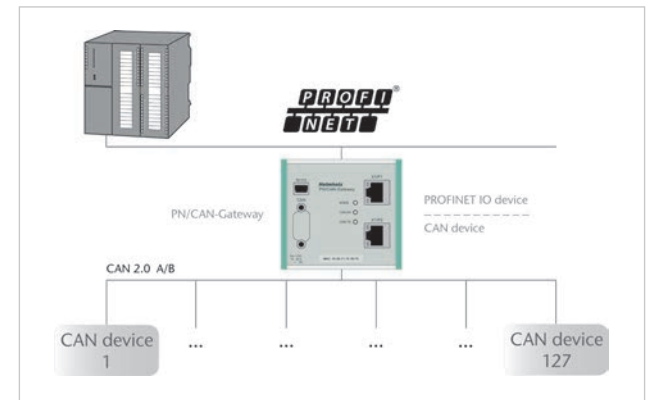
PROFIBUS/PROFINET Coupler  
Connection of PROFIBUS and PROFINET networks



PROFINET/Modbus TCP Coupler  
Connection of PROFINET and Modbus networks



PROFINET/CAN Gateway  
PROFINET/CANopen® | PROFINET/CANopen® Slave | PROFINET/CAN Layer 2



PROFINET Switch 4/8/16-port, managed  
Innovative Network Automation



COMING SOON

PROFINET Switch 8-port, managed, IP67  
Also available as Ethernet Switch 8-port, unmanaged



PROFINET Connector, RJ45  
90° | 145° | 180°


## COMPONENTS FOR S7




Memory Cards  
for the 1200/1500 series



Micro Memory Cards  
for the 300 series



Mounting rail  
for the 1500 series  
from 70 mm to 2000 mm



Mounting rail  
for the 300 series  
from 160 mm to 2000 mm