



Brief Instruction *FLEXtra*[®] twinRepeater

Version


3en | from HW 4

Application and functional description

In spite of its compact design, the FLEXtra® twinRepeater is a completely normal PROFIBUS Repeater. It regenerates the signals in flank slope, level and duty cycle.

Mounting

The FLEXtra® twinRepeater is suitable for mounting on a DIN rail. It is engaged as shown on the picture.



Switching repeat function

A switch labelled with "Repeater" is installed under the "Power" LED for switching off the repeat function. In the "OFF" switch position, no communication between the two interfaces is possible.

Note: The switch to „OFF“ is useful for pulling and plugging of segments.

Connection of the PROFIBUS line

The PROFIBUS is plugged into the device using commercially available PROFIBUS connectors. Refer to the documentation for the PROFIBUS connectors how you connect the connectors correctly.



Connection of the power supply

The power supply of the device is connected using the power supply connections on the bottom left of the device. The assignment can be seen in the picture.




Terminating resistors













Check the setting of the bus terminator (switch on the top side of the plugged-in PROFIBUS connector).

If the twinRepeater is located at the end of a segment, you must activate the bus termination (ON).

If the twinRepeater is located in the middle of a segment (e.g. to open a branch line), you must deactivate the bus termination (OFF). Some examples can be found on the following pages.



LED description

	LED			DIP switch
	PWR	DP 1/2		
	-ON-	-ERR-	-ON-	Repeater
Baud rate is detected, the FLEXtra® twinRepeater is restarted				ON
Automatic restart e.g. in the case of signal loss				ON
FLEXtra® twinRepeater ready for operation, baud rate detected				ON
Repeat function deactivated				OFF
Invalid telegrams are received				ON
There is a short circuit				ON
Data is being received				ON

Legend



LED on



LED flashes slowly



LED flashes quickly



LED off



LED on



Flash frequency depends on the number of invalid telegrams (steady light possible).



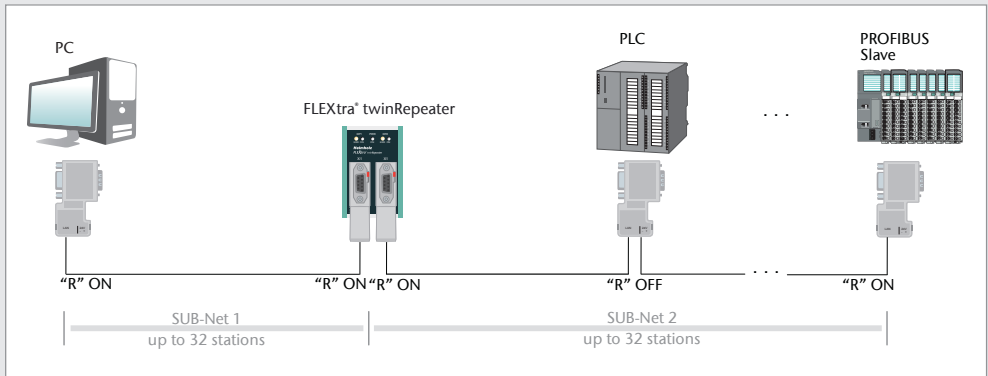
Flash frequency depends on baud rate and number of participants of the port (steady light possible).

Note: if no baud rate is detected, the repeater restarts every 8 seconds. The restart takes approx. 2 seconds.

Application examples


Example 1:

Extension of a bus.



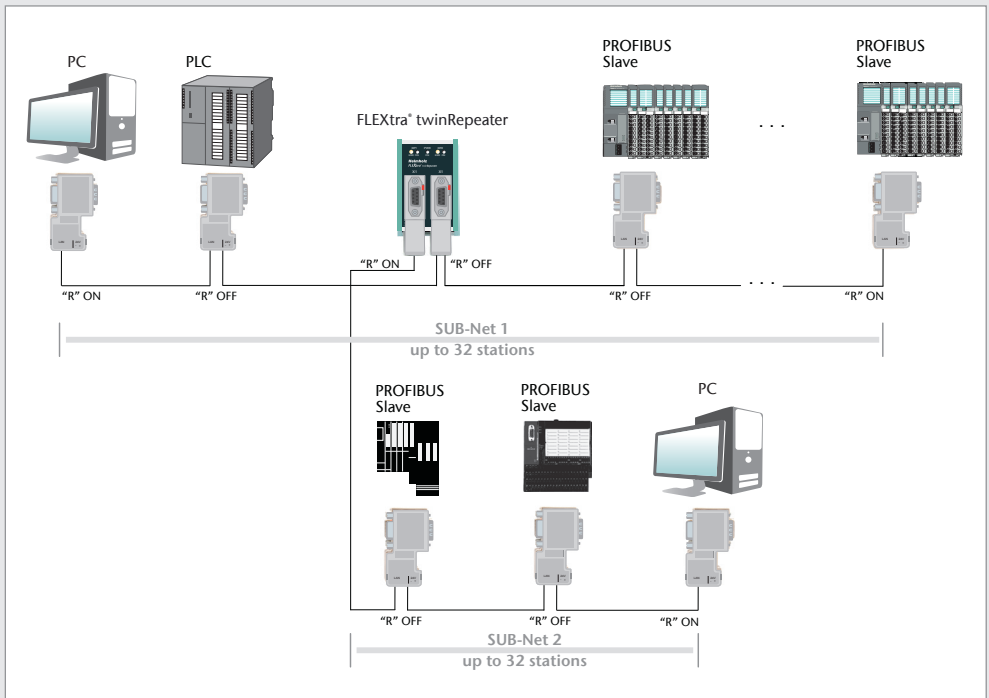
Example 2:

Long section with high baud rate.



Application examples

Example 3: Complex bus structure



Technical Data

Dimensions in mm (D x W x H)	35 x 51 x 72
Weight	approx. 110 g
Housing	IP 20
Power supply	
• Voltage	+18 ... 30 V DC
• Electrical isolation	500 V
• Current consumption	
· incl. 5V-consumer load	max. 160 mA
· incl. 24V-consumer load	max. 560 mA
Output voltage ports	
• Voltage 1	5 V, max. 150 mA
• Voltage 2	+18 ... 30 V DC, max. 200 mA (like supply voltage)
Permitted ambient conditions	
• Ambient temperature in operation	0°C ... +60°C
• Transport and storage temperature	-25°C ... +75°C
PROFIBUS Interface	
Transmission rate	9.6 19.2 45.45 93.75 187.5 500 kbps 1.5 3 6 und 12 Mbps automatic detection
Protocol PROFIBUS DP	according to EN 61 158-2:2011-09
Connection socket	
Ports	SUB-D 9-pin
Special features	Quality assurance according to ISO 9001:2008
Maintenance	maintenance-free, no battery

Note

We have checked the content of this Brief instruction for conformity with the hardware and software described. Nevertheless, because deviations cannot be ruled out, we cannot accept any liability for complete conformity. The information in this Brief instruction is regularly updated. When using purchased products, please heed the latest version of the Brief instruction, which can be viewed in the Internet at www.helmholz.com, from where it can also be downloaded.

Our customers are important to us. We are always glad to receive suggestions for improvement and ideas.